



## Summer Holidays Assignment (2024-2025)

### Class - II

*Vacation time! How great it feels to have time for some fun activities.*

*It would be a great idea to get out your pencils, paper, and colours.*

*Make your holidays fruitful and add colours to your creations.*



### ENGLISH

1. Complete your Cursive Writing Book up to page no. 20.
2. Father's Day is observed on third Sunday of every June. Pamper your father by preparing a mouthwatering recipe which might become his all time favourite. (For example: Oreo Shake/ Lemonade/ Sprouts Salad)  
Also, prepare a beautiful Father's Day card for him to see a smile on his face.
3. **Reading Time:** Reading enhances our language skills and develops fluency, allowing us to express our thoughts and ideas better. Books quench our thirst for knowledge.  
Read any story book and learn summary of any one story of your choice to be told in the class after summer vacations.

Below are a few suggested stories which you can read:

- Snow White and the Seven Dwarfs
- Puss in Boots
- The Tin Soldier
- Sleeping Beauty
- Noddy
- Pinocchio



4. **Conversation:** Communication skills play a pivotal role in grooming the overall personality. Converse regularly with your parents, preferably in English.

Practice the following phrases:

- May I go to play?
- May I borrow your pencil/eraser/sharpener?
- I have finished my work.
- Mam, may I come in?
- Mam, may I go to washroom?
- Mam, may I drink water?
- Mam, may I sharpen my pencil?
- Mam, may I go to wash my hands?
- Mam, may I go to fill my water bottle?
- Mam, please repeat the concept as I'm unable to understand it.
- Mam, I'm sorry. I have forgotten to bring my book / notebook / pencil / eraser.
- Mam, I have lost my pencil / eraser / sharpener / notebook.





## English (Worksheet-3)

### Naming Words (Nouns)

A. Underline the naming words.

Bunny is a rabbit. He has soft white fur. He lives in a burrow. He is fond of carrots. He plays with a ball. He runs very fast.



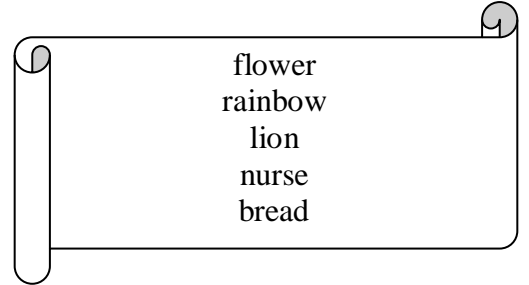
B. Here are some naming words. Write them in the correct column.

Bag	Park	Bottle	Pencil
Hen	Duck	Sister	Rabbit
Bus	Mouse	School	Postman
Shop	House	Father	Driver

Persons	Places	Animals/Birds	Things

C. Fill in the blanks with the correct naming words.

- The \_\_\_\_\_ is the king of the jungle.
- She picked up a \_\_\_\_\_ in the garden.
- I love to eat \_\_\_\_\_ for breakfast.
- We saw a beautiful \_\_\_\_\_ in the sky.
- My mother is a \_\_\_\_\_.



## हिन्दी

1. हमारे स्वतंत्रता सेनानियों के लिए जीवन, परिवार, संबंध और भावनाओं से भी ज़्यादा महत्वपूर्ण था हमारे देश की आज़ादी और इसके लिए उन्होंने अपनी जान की भी परवाह नहीं की।

A4 शीट पर किसी एक स्वतंत्रता सेनानी के योगदान के बारे में कुछ पंक्तियाँ लिखें। उनकी तस्वीर भी चिपकाएँ।

2. मोती मेरे अक्षर में पृष्ठ 20 तक पूरा करें।

3. कथा मंजूषा में कहानी 1, 2 एवं 3 पढ़ें।



## कार्यपत्रक - 1 अपठित गद्यांश

नीचे लिखे गद्यांश को पढ़कर प्रश्नों के सही उत्तर चुनिए।

जंगल में एक खरगोश रहता था। उसके चार मित्र थे - गाय, हिरन, घोड़ा और बकरी। पाँचों दोस्त मिल-जुलकर हँसी-खुशी से समय बिता रहे थे। एक दिन कुछ कुत्ते खरगोश के पीछे पड़ गए। खरगोश बहुत घबराया। वह अपने मित्रों में से सबसे पहले घोड़े के पास सहायता माँगने गया। वह घबरा कर घोड़े से बोला, मित्र मुझे किसी तरह इन कुत्तों से बचाओ। ये तो मुझे मार डालेंगे।

1) जंगल में कौन रहता था ?

खरगोश  हाथी  शेर

2) खरगोश के पीछे कौन पड़ गया था?

कुत्ते  बिल्ली  बच्चे

3) खरगोश के कितने मित्र थे ?

तीन  चार  पाँच

4) सबसे पहले खरगोश किसके पास सहायता माँगने गया ?

घोड़ा  हिरन  बकरी

5) नीचे दिए शब्द का विलोम शब्द गद्यांश में से ढूँढकर लिखिए।

आगे - \_\_\_\_\_

## कार्यपत्रक - 2 चित्र वर्णन



चित्र देख कर नीचे दिए गए वाक्य पूर्ण करे।

(छ: सात हिरण बंदर हाथी - बाघ)

१. ऊपर दिए गए चित्र में कुल \_\_\_\_\_ पक्षी है।

२. चित्र में कुल \_\_\_\_\_ जानवर है।

३. चित्र में तीन \_\_\_\_\_ दौड़ रहे हैं।

४. पेड़ पर कौन से जानवर लटक रहे हैं \_\_\_\_\_।

५. चित्र में एक \_\_\_\_\_ और एक \_\_\_\_\_ हैं।

## MATHEMATICS

1. Complete Exercises of Chapter 1 and Chapter 2 in Mathematics book.

2. Complete pages 5 to 11 in Mental Maths book.

3. Learn tables 2 to 10.

4. All students will make one working model according to their roll numbers. Links have been provided for your reference.

Roll no. 1 to 10 - Addition Wheel ([https://youtu.be/vy\\_Ns43egz8](https://youtu.be/vy_Ns43egz8))

Roll no. 11 to 20 - Clock ([https://youtu.be/sOxgfc2ezYg?si=qWo\\_yfRsSA82-k41](https://youtu.be/sOxgfc2ezYg?si=qWo_yfRsSA82-k41))

Roll no. 21 to 30 - Tables Flower (<https://pin.it/3T393o1mY>)

Roll no. 31 to 42 - Patterns  
(<https://youtu.be/qCGcBICzSY4?si=6XYBSihWUa0J49uS>)



### Worksheet

**1. Write the following numbers in figures.**

Three hundred sixty seven	
Four hundred twelve	
Eight hundred seventy five	
One hundred fifty eight	
Seven hundred sixteen	



**2. Write the following numbers in words.**

276	
501	
999	
180	
400	

**3. Write the following numbers in expanded form.**

889	
605	
172	
330	
523	

**4. Write the following numbers in short form.**

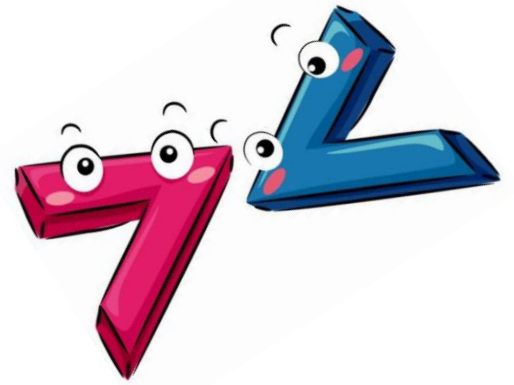
$200 + 30 + 5$	
$500 + 50 + 5$	
$300 + 00 + 7$	
$800 + 10 + 0$	
$700 + 20 + 1$	

**5. Circle the greater number.**

- a) 234, 243                      b) 567, 556  
c) 818, 188                      d) 390, 901  
e) 977, 77                        f) 999, 100

**6. Circle the smaller number.**

- a) 406, 409                      b) 345, 234  
c) 910, 990                      d) 500, 92  
e) 301, 664                      f) 888, 111



**7. Arrange the following numbers in increasing order.**

- a) 165, 651, 742, 889                      \_\_\_\_\_, \_\_\_\_\_, \_\_\_\_\_, \_\_\_\_\_  
b) 459, 765, 212, 87                        \_\_\_\_\_, \_\_\_\_\_, \_\_\_\_\_, \_\_\_\_\_  
c) 446, 668, 221, 110                        \_\_\_\_\_, \_\_\_\_\_, \_\_\_\_\_, \_\_\_\_\_

**8. Arrange the following numbers in decreasing order.**

- a) 62, 567, 92, 108                        \_\_\_\_\_, \_\_\_\_\_, \_\_\_\_\_, \_\_\_\_\_  
b) 369, 396, 633, 623                        \_\_\_\_\_, \_\_\_\_\_, \_\_\_\_\_, \_\_\_\_\_  
c) 108, 102, 111, 110                        \_\_\_\_\_, \_\_\_\_\_, \_\_\_\_\_, \_\_\_\_\_

**9. Write the place value of the underlined digits in the given numbers.**

- a) 156 \_\_\_\_\_                      b) 289 \_\_\_\_\_  
c) 904 \_\_\_\_\_                        d) 150 \_\_\_\_\_  
e) 723 \_\_\_\_\_                        f) 439 \_\_\_\_\_

**10. What comes after**

- a) 209 \_\_\_\_\_
- c) 199 \_\_\_\_\_
- e) 486 \_\_\_\_\_

- b) 500 \_\_\_\_\_
- d) 665 \_\_\_\_\_
- f) 980 \_\_\_\_\_

**11. What comes before**

- a) \_\_\_\_\_ 900
- c) \_\_\_\_\_ 178
- e) \_\_\_\_\_ 510

- b) \_\_\_\_\_ 699
- d) \_\_\_\_\_ 541
- f) \_\_\_\_\_ 778

**ENVIRONMENTAL STUDIES**

**1. Make one beautiful chart according to your roll numbers on these festivals:**

- |                     |                  |
|---------------------|------------------|
| Roll No.1 to 6      | Raksha Bandhan   |
| Roll No.7 to 12     | Independence Day |
| Roll No.13 to 18    | Janamashtami     |
| Roll No.19 to 24    | Dussehra         |
| Roll No.25 to 30    | Deepawali        |
| Roll No.31 to 36    | Christmas        |
| Roll No. 37 onwards | Republic Day     |



**2. On A-3 size sheet make a poster on save water.**

Worksheet

# ALL ABOUT ME!

Name:

Age:

Birthday:

Favorite color:

Favorite food:

Favorite subject:

Favorite toy:

Favorite animal:

Favorite candy:

Favorite activity:

Favorite place:

Favorite book:

Favorite TV show:

Favorite movie:

This is what I look like!

I am good at:

I want to learn:

Least favorite subject:

Place I want to go:

If I could make one wish, it would be:

If I could have one superpower, it would be:

This is what I want my teacher to know about me:






## GENERAL KNOWLEDGE

Listen any news channel regularly.

### Worksheet

## Indian Marvels

Pinky is going on a tour of India. Help her identify these famous monuments.



### Clue Box

Taj Mahal, Agra

Gateway of India, Mumbai

Hawa Mahal, Jaipur

Qutub Minar, Delhi

India Gate, Delhi

Red Fort, Delhi

## **ART AND CRAFT**

1. Make paper flower using tri colour (orange, white and green) only.

Link for reference: <https://youtu.be/FgpsErv6D24?si=MrhC13UhCuRRSzyB>

2. Draw and colour any 5 flowers on A-4 size cartridge sheets (one flower on each sheet). Use Oil Pastels only for colouring and shading. Pictures for reference are given below.

